



7058 Chelsea, Manhattan

STAGE A - 6,000 SQ FT - VIEW FULL DETAILS BELOW

LOCATION

W 15th St, NYC

TAGS

Empty, Exposed Beam, Modern Contemporary, Raw Industrial, White Spaces, Wood Floor

SPECS

Stage A - 6,000 sq ft
Stage B - 6,000 sq ft
Stage C - 5,250 sq ft
Stage D - 6,000 sq ft
Stage E - 1,000 sq ft

CATEGORIES

* In the Zone, Event Space, Studio

Notes

Film friendly, restrictions apply

Located in the heart of the Meatpacking district in a 45,000 square foot three-story landmarked historic building.

5 different studios to choose from - Stage A, B, C, D, E

The space was built for the Astor Family, serving as their carriage house and retains its 19th century charm with original cobblestone and hardwood flooring, exposed brick walls and original vaulted ceilings.

The building has been converted into a world class production and event space, complete with two 6,000 square foot sound stages, 3 MOS Photo and Video Studios, and 10 production offices. Two continuously operational freight elevators. The ground floor features a luxurious client lounge and bar, outfitted with satellite television, a state of the art sound system and a scalable high speed fiber-optical Internet connection.

Fees vary according to areas of use

Stage A

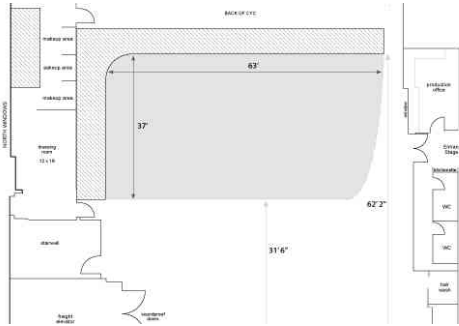

6000 square feet
Column free
600amp, 3 phase power (1800 amps)
Two wall cyclorama 63' x 37'
Full lighting grid over cyc (15' h)
Freight elevator to street level (19.5'd x 10'w x 11' h)
600 sq ft private hair, makeup, and dressing room (northern exposure windows)
Production office overlooking stage & cyc included
Hair washing station
30" deep basin commercial sink
Kitchenette and private rest rooms

Production Rooms

Suite 4 or 5 = 300sq feet
Suite 6 = 350 sq feet
Suite 7 or 8 = 525 sq feet
All suites come complete with telephones, wireless internet, office furniture

Phone, fax, & internet are charged at \$50/day
Photocopies (color & b&w) based on actual usage
Production Suite rentals are based on a 12hr day starting no later than 9am, after which overtime rates apply. Weekend and Holiday charges may apply.

Suite 7 may be rented in combination with Suite 8
Suite 8 may be rented in combination with Stage E



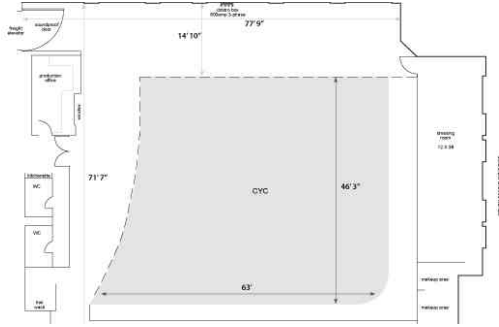


STAGE B - 6,000 SQ FT

Notes

Stage B

6000 square feet
Column free
600amp, 3 phase power (1800 amps)
Two wall cyclorama 63' x 37'
Full lighting grid over cyc (15' h)
Freight elevator to street level (19.5'd x 10'w x 11' h)
600 sq ft private hair, makeup, and dressing room
(northern exposure windows)
Production office overlooking stage & cyc included
Hair washing station
30" deep basin commercial sink
Kitchenette and private rest rooms






STAGE C - 5,250 SQ FT

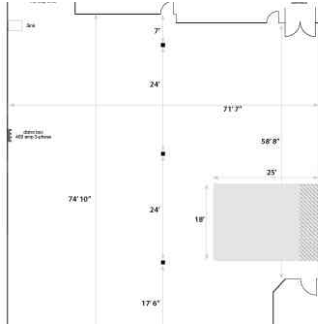
Notes

Stage C

5,250 sq feet
400amp, 3 phase power (1200 amps)
Floor to ceiling cyclorama 18' w x 20' d x 12' h
Ceiling heights 14.5' (12' to lowest beams)
Freight elevator (14'd x 8'w x 10' h)
Southern exposure windows (with black out capability)
Built in 12' long Hair & makeup station
Double basin commercial sink
Access to kitchen
Production rooms on same floor available for rent



400 Amp 3-phase Power
Highest Ceiling - 14'
Lowest Beams - 12'
Freight Elevator



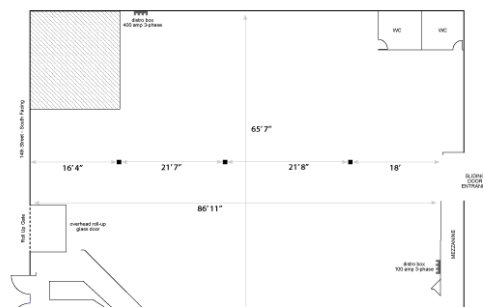



STAGE D - 6,000 SQ FT

Notes

Stage D

6,000 sq feet
500amp, 3 phase power (1500 amps)
Opaque overhead garage door & 14th street access
Mezzanine catwalk (90' long)
Private restrooms
Polished concrete and brick cobblestone flooring
Centrally located & pitched floor drain
Exposed red brick & white painted brick walls





STAGE E - 1,000 SQ FT

Notes

Stage E

1000 sq ft stage or
1500 sq ft with rental of private dressing room
200 amp service
Built in 12' seamless ceiling rack (white & chroma green stocked)
Original hard wood floors
White brick wall
Freight elevator access
Dressing room available directly into studio



Highest Ceiling - 14'
Lowest Beam - 12'





PRODUCTION ROOMS

